

Engagement by region

Over the last quarter we engaged with 268 companies held in the P+ portfolios on a range of 726 environmental, social and governance issues and objectives.

Global

We engaged with 268 companies over the last quarter.



- Environmental 30.0%
- Social and Ethical 19.8%
- Governance 32.2%
- Strategy, Risk and Communication 17.9%

Australia & New Zealand

We engaged with 20 companies over the last quarter.



- Environmental 8.3%
- Social and Ethical 8.3%
- Governance 75.0%
- Strategy, Risk and Communication 8.3%

Developed Asia

We engaged with 37 companies over the last quarter.



- Environmental 23.2%
- Social and Ethical 23.2%
- Governance 31.2%
- Strategy, Risk and Communication 22.3%

Emerging & Developing Markets

We engaged with 35 companies over the last quarter.



- Environmental 46.7%
- Social and Ethical 13.3%
- Governance 24.0%
- Strategy, Risk and Communication 16.0%

Europe

We engaged with 49 companies over the last quarter.



- Environmental 28.0%
- Social and Ethical 17.8%
- Governance 35.0%
- Strategy, Risk and Communication 19.1%

North America

We engaged with 87 companies over the last quarter.



- Environmental 29.9%
- Social and Ethical 20.7%
- Governance 30.7%
- Strategy, Risk and Communication 18.7%

United Kingdom

We engaged with 40 companies over the last quarter.



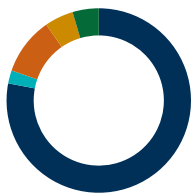
- Environmental 33.6%
- Social and Ethical 24.3%
- Governance 29.0%
- Strategy, Risk and Communication 13.1%

Engagement by theme

Over the last quarter we engaged with 268 companies held in the P+ portfolios on a range of 726 environmental, social and governance issues and objectives.

Environmental

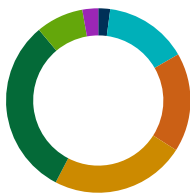
Environmental topics featured in 30.0% of our engagements over the last quarter.



- Climate Change 78.0%
- Forestry and Land Use 2.3%
- Pollution and Waste Management 10.1%
- Supply Chain Management 5.0%
- Water 4.6%

Social and Ethical

Social and Ethical topics featured in 19.8% of our engagements over the last quarter.



- Bribery and Corruption 2.1%
- Conduct and Culture 14.6%
- Diversity 17.4%
- Human Capital Management 23.6%
- Human Rights 31.2%
- Labour Rights 8.3%
- Tax 2.8%

Governance

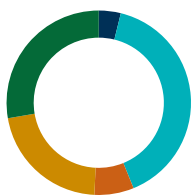
Governance topics featured in 32.2% of our engagements over the last quarter.



- Board Diversity, Skills and Experience 25.2%
- Board Independence 11.1%
- Executive Remuneration 45.3%
- Shareholder Protection and Rights 14.5%
- Succession Planning 3.8%

Strategy, Risk and Communication

Strategy, Risk and Communication topics featured in 17.9% of our engagements over the last quarter.



- Audit and Accounting 3.8%
- Business Strategy 40.0%
- Cyber Security 6.9%
- Integrated Reporting and Other Disclosure 21.5%
- Risk Management 27.7%